

TC-5916A Shield Box



Features

- High RF Shielding
- Easy Opening/Closing of lid
- EMI filters on all Data and DC lines
- Easily customizable to meet various test needs
- Shock absorber on lid

Specifications

Mechanical Specifications

RF Connectors without module	two(2) N (f) outside and SMA (f) inside
Dimension	
Inside	328(W) x 298(D) x 206(H) mm
Outside	399(W) x 473(D) x 239(H) mm, lid closed. 495(H) mm, lid open.
Weight	approx. 10 kg
*Packing	
Size	460(W) x 530(D) x 340(H) mm
Weight	approx. 11 kg

* The size or weight of a package may vary on how to pack a package.

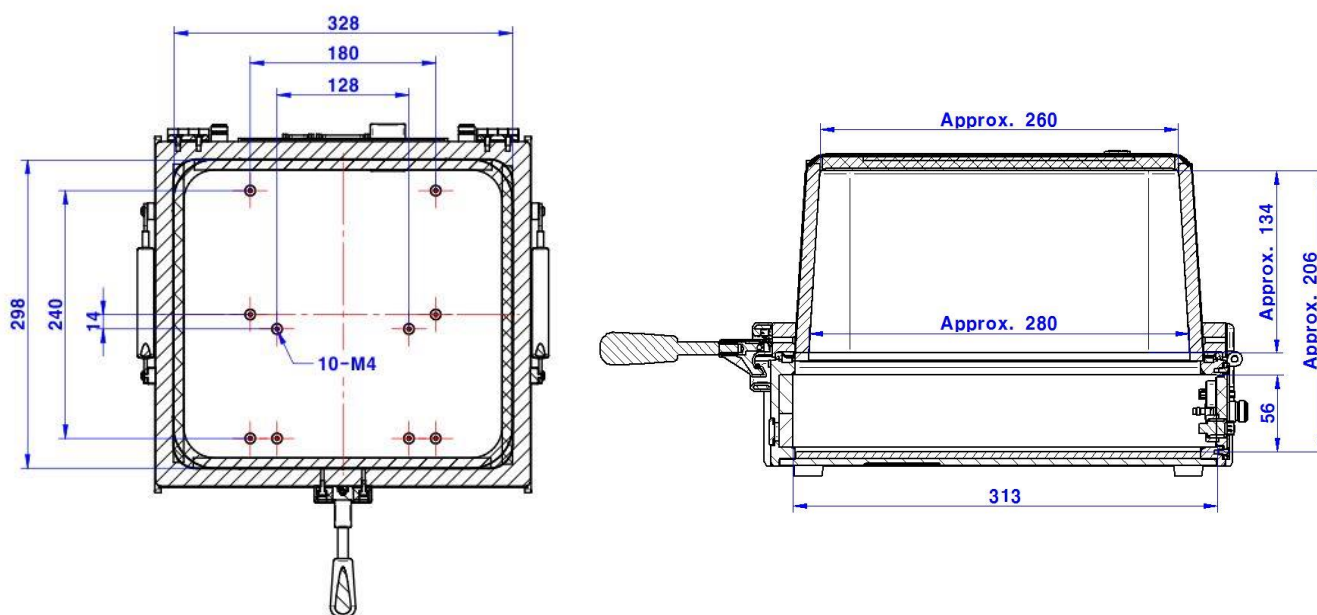
Typical RF Shielding

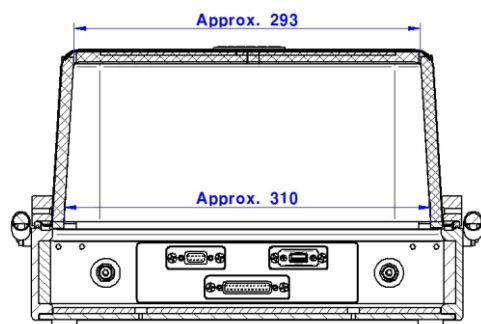
- The shielding effectiveness below is measured when the blank panel is mounted; other I/O interface panel results a different shielding effectiveness of the shield box.

Frequency	Shielding effectiveness (dB)
100 to 2000 MHz	> 70 dB
2000 to 3000 MHz	> 70 dB
3000 to 6000 MHz	> 60 dB

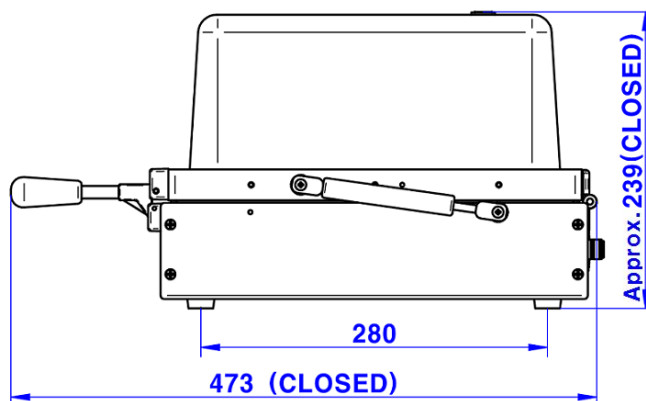
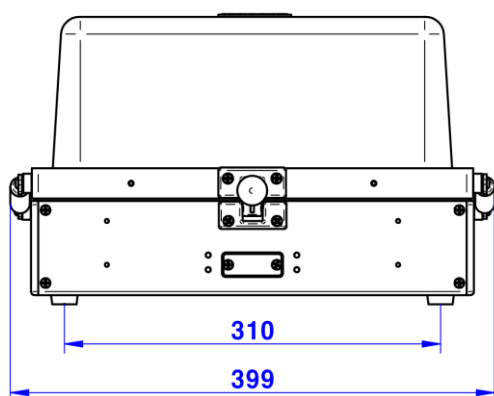
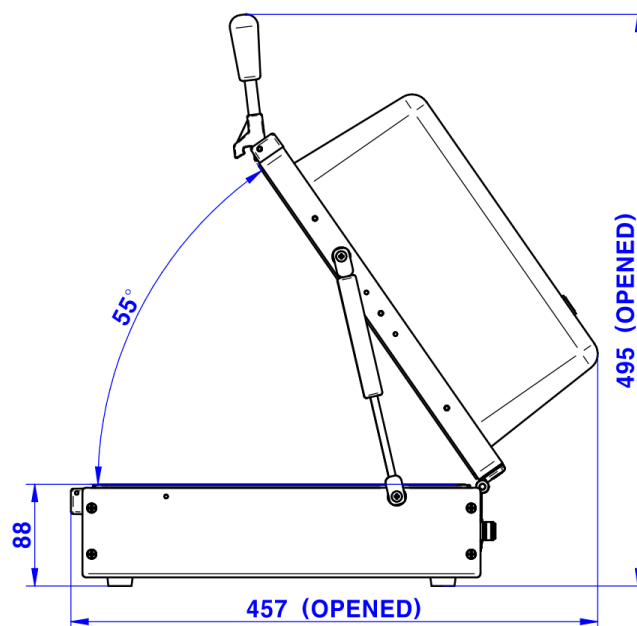
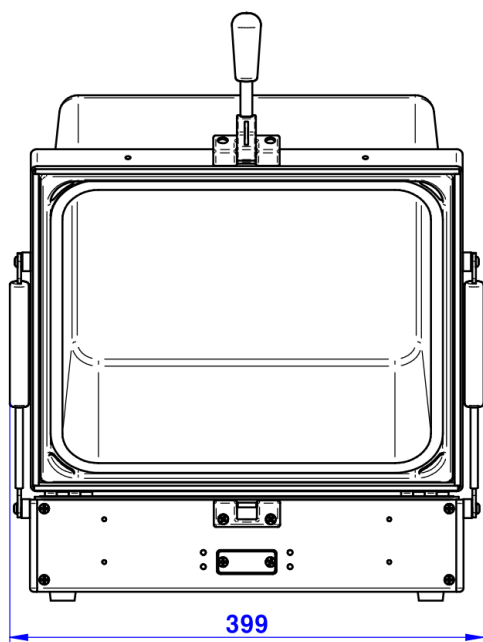
Dimensions

- TC-5916A Inner Dimension (WxDxH) : 328(W) x 298(D) x 206(H) mm
(Internal dimensions may vary by lot.)





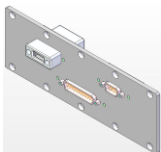
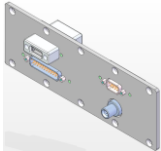
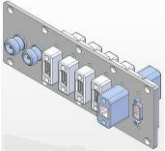
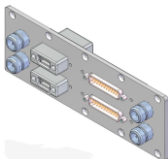
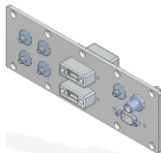
- TC-5916A Outer Dimension (WxDxH) : 399(W) x 473(D) x 239(H) mm, lid closed.
495(H) mm, lid open.



Ordering Information

Order Number	Description
TC-5916A	Shield Box (including accessories below)
	Test Report
	RF Cable (4011-0001), SS-402, N(m) to N(m) 1 m, 1 pc



Pre-Configured I/O Interface Panel

I/O Interface Panel	Order Number	Configuration
	M591602A	<ul style="list-style-type: none"> one(1) DB25(p) outside and DB25(s) inside, 1000 pF Pi filter one(1) DB9(p) outside and DB9(s) inside, 100 pF Pi filter one(1) USB 2.0 outside and inside
	Data Interface Panel	
	M591605A	<ul style="list-style-type: none"> one(1) DB25(p) outside and DB25(s) inside, 100 pF Pi filter one(1) DB9(p) outside and DB9(s) inside, 100 pF Pi filter one(1) USB 2.0 outside and inside one(1) DC Power Jack outside and inside
	Data Interface Panel	
	M591632A	<ul style="list-style-type: none"> two(2) N (f) outside and SMA (f) inside one(1) DB9(p) outside and DB9(s) inside, 1000 pF Pi filter four(4) USB 2.0 outside and inside one(1) RJ-45 outside and inside
	Data Interface Panel	
	M5916135A	<ul style="list-style-type: none"> four(4) N (f) outside and SMA (f) inside two(2) DB25(p) outside and DB25(s) inside, 100 pF Pi filter two(2) USB 2.0 outside and inside
	Data Interface Panel	
	M5916145C	<ul style="list-style-type: none"> five(5) SMA (f) outside and SMA (f) inside one(1) DB9(p) outside and DB9(s) inside, 1000 pF Pi filter two(2) USB 2.0 outside and inside one(1) DC Power Jack outside and inside
	Data Interface Panel	

Custom I/O Interface Panel

- Customized I/O Interface Panel is available by selecting below I/O interfaces and combine. Please contact Tescom sales team or your local distributor.



I/O Interface	Description / Order Number	Typical Data Rate / Line Voltage	*Typical Shielding
	DB25, 1000pF pi Filter / 3409-0009-1	3 Mbps / 100 VDC, 5 Amps max	>70 dB from 0.5 to 2 GHz >80 dB from 2 to 3 GHz >70 dB from 3 to 6 GHz
	DB25, 100pF pi Filter / 3409-0014-1	10 Mbps / 100 VDC, 5 Amps max	>50 dB from 0.5 to 2 GHz >60 dB from 2 to 3 GHz >60 dB from 3 to 6 GHz
	DB9, 1000pF pi Filter / 3409-0008-1	3 Mbps / 100 VDC, 5 Amps max	>70 dB from 0.5 to 2 GHz >80 dB from 2 to 3 GHz >70 dB from 3 to 6 GHz
	DB9, 100pF pi Filter / 3409-0010-1	10 Mbps / 100 VDC, 5 Amps max	>50 dB from 0.5 to 2 GHz >60 dB from 2 to 3 GHz >60 dB from 3 to 6 GHz
	USB 2.0 Filter / 3409-0018A-3	480 Mbps / 5 V, 500 mA / Max Current: 5 A	>60 dB from 0.5 to 2 GHz >70 dB from 2 to 3 GHz >70 dB from 3 to 6 GHz
	USB 3.0 Filter(Active) / 3409-0042A-2	5000 Mbps/ 5 V, 600 mA / Max Current: 1.5 A	>80 dB from 0.5 to 2 GHz >80 dB from 2 to 3 GHz >75 dB from 3 to 6 GHz
	RJ-45 Filter / 3409-0022A	1 Gbit/s Copper-Line Ethernet (1000 BASE-T)	>60 dB from 0.5 to 2 GHz >70 dB from 2 to 3 GHz >70 dB from 3 to 6 GHz
	DC Power Adaptor / 3406-0004A	50 VDC, 3 Amps max	>70 dB from 0.5 to 2 GHz >80 dB from 2 to 3 GHz >80 dB from 3 to 6 GHz
	DC Power Adaptor (Banana Jack Type) / 3406-0005A, 3406-0006A	50 VDC, 10 Amps max	>70 dB from 0.5 to 2 GHz >80 dB from 2 to 3 GHz >80 dB from 3 to 6 GHz
	AC Power Adaptor / 3103-0009A	250 VAC, 7 Amps max	>70 dB from 0.5 to 2 GHz >80 dB from 2 to 3 GHz >80 dB from 3 to 6 GHz

I/O Interface	Description / Order Number	Frequency Range / Impedance / V.S.W.R
	RF, N-SMA Connector / 3408-0038	From DC to 6 GHz / 50 Ω / 1.15 max
	RF, SMA-SMA Connector / 3408-0039	From DC to 8 GHz / 50 Ω / 1.15 max

- Each shielding effectiveness is measured when each I/O interface panel, which is shown above, is mounted.
- Above data was measured by Tescom, The Shielding Effectiveness might be different based on the measuring method and condition.
- This data has been measured under the condition that the cables are not connected to each filters. When the cables are connected it can affect the shielding performance.

Fixture

- Tescom offers flexible fixtures that can change the location of the DUT fixture block. Depending on the shape of DUT, users can create its own fixture using fixture blocks within seconds. Moreover, customized fixtures that meet the demands of customers can be manufactured and supplied if necessary.
- The various types of antenna coupler options with fixtures allow optimal measurement environment configuration that fits the characteristics of each DUT.

Grid Fixture	Order Number	Description
	F59161A	<ul style="list-style-type: none"> • Antenna Coupler movable type Fixture • Antenna Coupler(Optional): TC-93026A • 310(W) x 260(D) x 52(H) mm
	F59165B	<ul style="list-style-type: none"> • Antenna Coupler fixed type Fixture • Antenna Coupler(Optional): TC-93026A • 300(W) x 270(D) x 22(H) mm

SPECIFICATIONS SUBJECT TO CHANGE WITHOUT PRIOR NOTICE